

**CARATTERISTICHE:**

Diffusori multidirezionali a 4 vie su pannello 595x595 con parte centrale chiusa.

**COSTRUZIONE:**

Alluminio verniciato bianco RAL 9010.

**IMPIEGO:**

A soffitto, in mandata e ripresa.

Altezza di installazione: 2,5-3,1 m.

**FISSAGGIO:**

Fissaggio a viti nascoste posizionate sul collo del diffusore.

**ACCESSORI:**

- Plenum in acciaio zincato standard o isolato, con o senza rete equalizzatrice.
- Serranda di taratura in acciaio zincato con alette a movimento contrapposto.

**CHARACTERISTICS:**

Multidirection diffuser with 4 ways on 595x595 panel and closed central plug.

**CONSTRUCTION:**

Aluminium painted white RAL 9010.

**UTILIZATION:**

For ceiling installation and for air intake and delivery.

Installation height: 2,5-3,1 m.









**FIXING:**

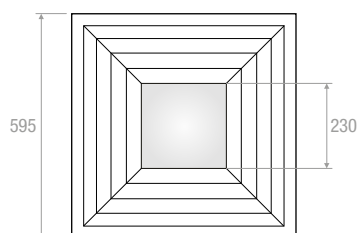
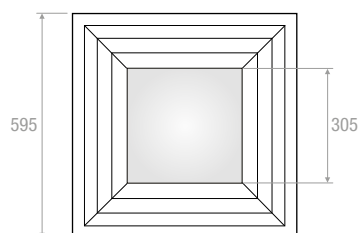
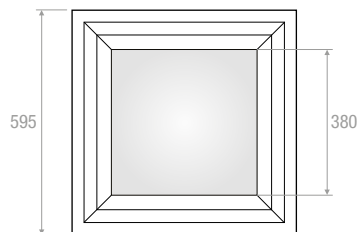
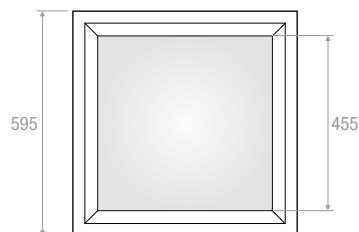
Fixing by using screws on the diffuser neck.

**ACCESSORIES:**

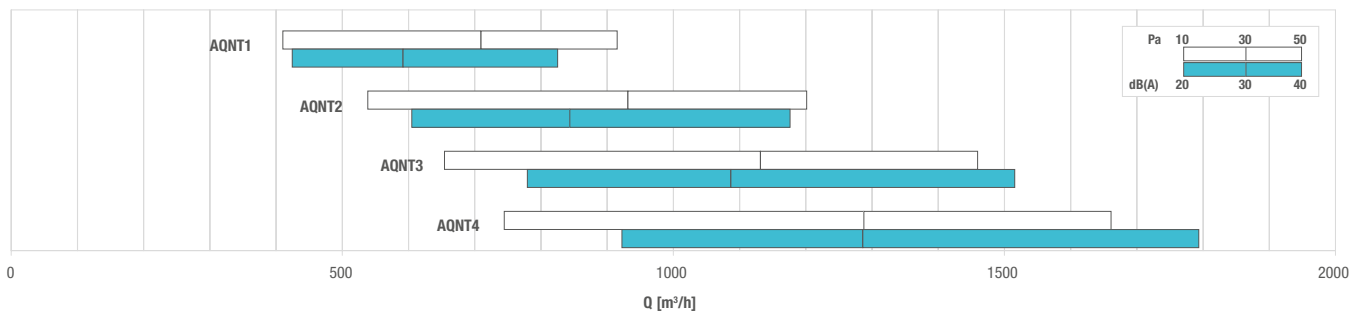
- Galvanized steel plenum, standard or insulated, with or without equalizer sheet.
- Calibration damper made of galvanized steel and fins with opposite movement.

**PREZZI - PRICES**

							
AQNT	BxH	AQNT	SCN	PDZ1	PDZI1	PDZ2	PDZI2
	mm	€	€	€	€	€	€
<b>AQNT1</b>	450x450 (595 esterno cornice) 450x450 (595 overall size)						
<b>AQNT2</b>							
<b>AQNT3</b>							
<b>AQNT4</b>							

**DISEGNI - DRAWINGS****AQNT4 (4 feritoie - 4 slots)****AQNT3 (3 feritoie - 3 slots)****AQNT2 (2 feritoie - 2 slots)****AQNT1 (1 feritoie - 1 slots)**

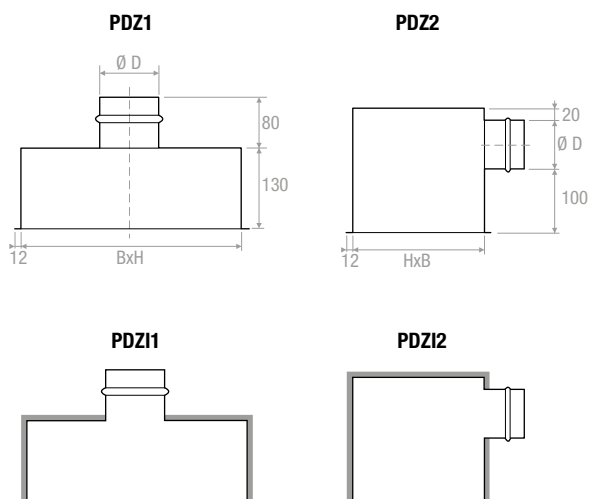
## DIAGRAMMA SCELTA RAPIDA - QUICK SELECTION DIAGRAM



## TABELLA DI SELEZIONE - SELECTION TABLE

Modello - Model	$A_k$ [m²]	No. Vie N. way	Q [m³/h]		$L_{WA}$ [dB(A)]		$X_{(0,25)}$ [m]		$Dp_t$ [Pa]	
			min	max	min	max	min	max	min	max
<b>AQNT4</b>	0,0698	4	740	1660	< 20	38	1,18	5,88	10	50
<b>AQNT3</b>	0,0631	4	650	1460	< 20	39	1,19	5,97	10	50
<b>AQNT2</b>	0,0542	4	540	1200	< 20	41	1,22	6,10	10	50
<b>AQNT1</b>	0,0438	4	410	920	< 20	43	1,26	6,29	10	50

## DISEGNI - DRAWINGS



Plenum isolato esternamente spessore 6 mm  
Plenum externally insulated thickness 6 mm

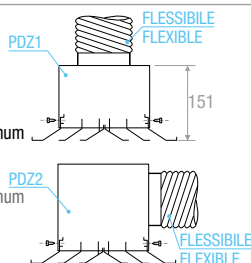
## MONTAGGIO E RACCORDO - MOUNTING AND CONNECTIONG

RACCORDO SUL CANALE QUADRATO  
CONNECTING TO SQUARE DUCT

Inscatolare il diffusore nel canale.  
Fissare il diffusore con viti.  
Insert the diffuser into the duct.  
Fix the diffuser by screws.

RACCORDO SUL CANALE  
FLESSIBILE CON PLENUM  
CONNECTING TO FLEXIBLE  
DUCT BY PLENUM

Inscatolare il diffusore nel plenum  
PDZ1 PDZ2.  
Fissare il diffusore con viti.  
Insert the diffuser into the plenum  
PDZ1 PDZ2.  
Fix the diffuser by screws.

TARATURA  
REFISTERING

Possibilità di installare una  
serranda in ogni configurazione.  
Fissare con clips la serranda sul  
diffusore.  
It is possible to install a damper  
for any configuration.  
Fix the damper by clips on  
the diffuser.

