

CARATTERISTICHE:

Diffusori a schermo piano con flusso radiale a soffitto.

COSTRUZIONE:

Acciaio verniciato bianco RAL 9010.

IMPIEGO:

A soffitto per immissione aria.
Altezza di installazione:
2,8-3 m

FISSAGGIO:

Fissaggio con pannello su controsoffitto modulare.

ACCESSORI:

Plenum di raccordo in acciaio zincato.

CHARACTERISTICS:

Flat screen diffuser with ceiling radial flow.

CONSTRUCTION:

RAL 9010 white painted steel.

UTILIZATION:

Ceiling installation for air supply.
Installation height: 2,8-3 m.

FIXING:

Mounting with panel of modular ceiling.

ACCESSORIES:

Galvanized steel connecting plenum.

PREZZI - PRICES

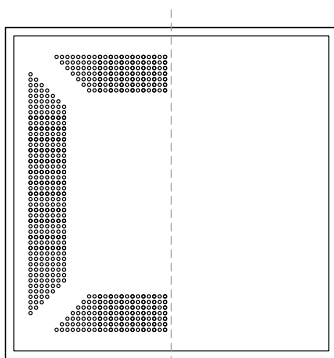
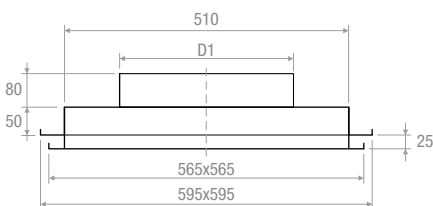
					Serranda per plenum Damper for plenum	Equalizzatore per plenum Equalizer for plenum
	DP	D1	PDC	PDCI		
mm	€	Ø mm	€	€	€	€
160		159				
200		199				
250		249				
315		314				

MISURE - MEASURES PLENUM PDC

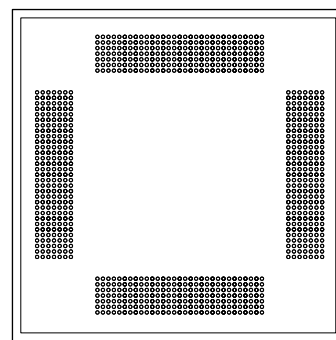
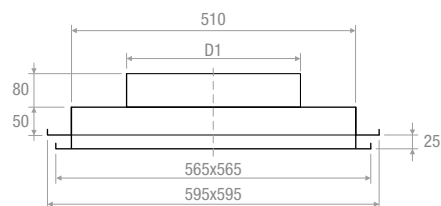
PLENUM	AxA	ØD	ØE
PDC 160	250x250	156	162
PDC 200	300x300	196	202
PDC 250	350x350	196	252
PDC 315	400x400	246	317

DISEGNI - DRAWINGS

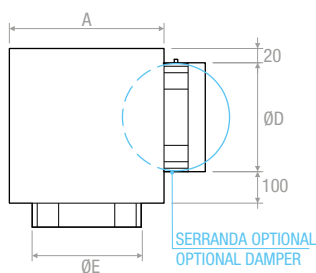
TIPO / TYPE A



TIPO / TYPE B

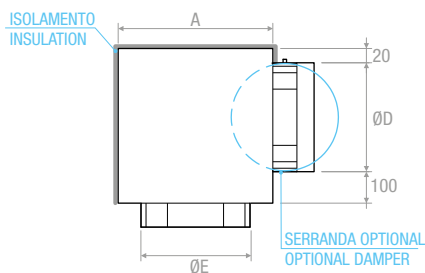


PDC



SERRANDA OPTIONAL
OPTIONAL DAMPER

PDCI



SERRANDA OPTIONAL
OPTIONAL DAMPER

DIAGRAMMA SCELTA RAPIDA - QUICK SELECTION DIAGRAM

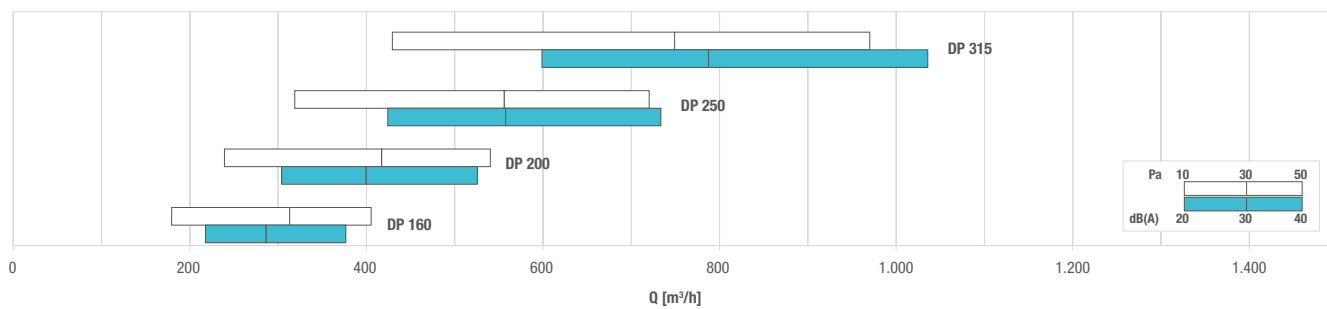


TABELLA DI SELEZIONE - SELECTION TABLE

Modello - Model	Q [m³/h]		L _{WA} [dB(A)]		X _(0,20) [m]		Dp _t [Pa]	
	min	max	min	max	min	max	min	max
DP 160	180	410	-	43	1,1	3,4	10	50
DP 200	240	540	-	41	1,6	5,1	10	50
DP 250	320	720	-	39	2,4	7,7	10	50
DP 315	430	970	-	38	3,7	11,8	10	50

