



CARATTERISTICHE:

Diffusori a ugelli orientabili su pannello rettangolare.

COSTRUZIONE:

Materiale: Piastra in acciaio, cornice in alluminio, ugelli in nylon bianco.
Finitura: Bianco RAL 9010.

FISSAGGIO:

Installazione mediante viti (standard), clips.

ACCESSORI:

- Plenum in acciaio zincato standard e isolato.
- Serranda di taratura in acciaio zincato con alette a movimento contrapposto.
- Controtelaio di montaggio in lamiera di acciaio zincata.

CHARACTERISTICS:

Diffusers with adjustable nozzles arranged on a rectangular panel.

CONSTRUCTION:

Material: steel plate, aluminium frame, white nylon nozzles.
Finish: White RAL 9010.

FIXING:

By using screws (Standard), Clips.

ACCESSORIES:

- Galvanized steel plenum, standard or insulated.
- Calibration damper made of galvanized steel and fins with opposite movement.
- Mounting counterframes made of galvanized steel sheet.

PREZZI - PRICES

BxH	Nr ugelli Nr nozzles	GURG	SC	CT	PBZ1	PBZI1	PBZ2	PBZI2
mm		€	€	€	€	€	€	€
275x150	2							
275x275	4							
275x400	6							
400x150	3							
400x275	6							
400x400	9							
525x150	4							
525x275	8							
525x400	12							
650x150	5							
650x275	10							
650x400	15							
775x150	6							
775x275	12							
775x400	18							
900x150	7							
900x275	14							
900x400	21							
1025x150	8							
1025x275	16							
1025x400	24							

DISEGNI - DRAWINGS

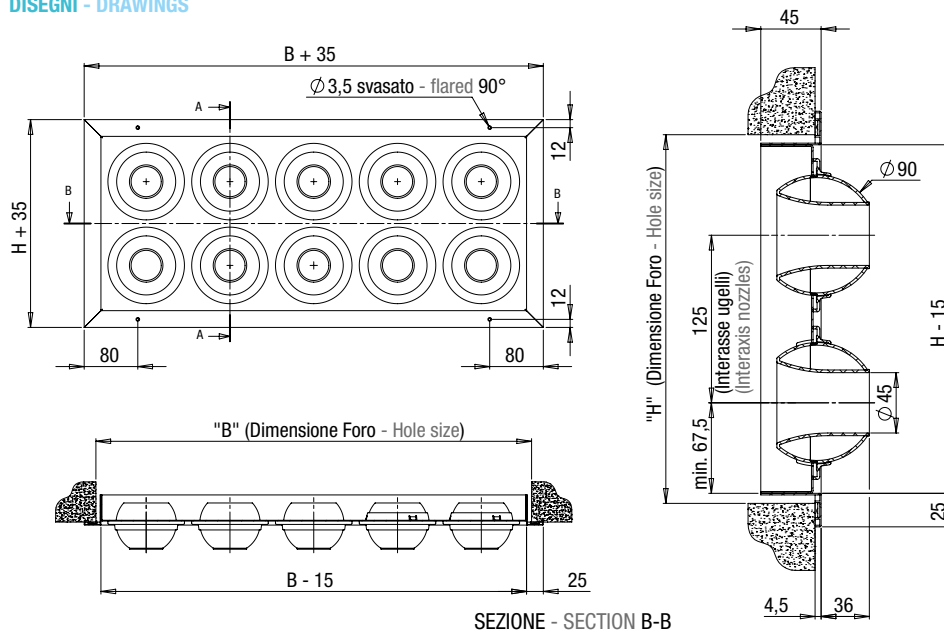
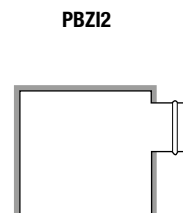
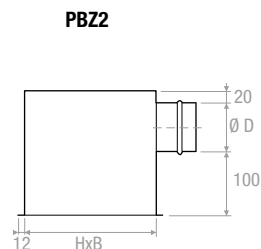
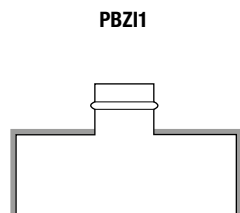
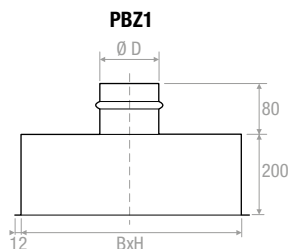


TABELLA DI SELEZIONE - SELECTION TABLE

Modello Model	Numero ugelli Number nozzles	Q [m³/h]		L _{WA} [dB(A)]		X _(0,25) -Y _(0,25) [m]		Dp _t [Pa]	
		min	max	min	max	min	max	min	max
275x150	2	30	110	28	44	4,5	10,5	10	65
275x275	4	60	230	30	47	5,4	19,6	10	65
275x400	6	90	340	33	54	6	22,5	10	65
400x150	3	40	170	28	44	4,5	10,5	10	65
400x275	6	90	340	30	47	5,4	19,6	10	65
400x400	9	130	510	33	54	6	22,5	10	65
525x150	4	60	230	28	44	4,5	10,5	10	65
525x275	8	110	460	30	47	5,4	19,6	10	65
525x400	12	170	690	33	54	6	22,5	10	65
650x150	5	70	230	28	44	4,5	10,5	10	65
650x275	10	140	570	30	47	5,4	19,6	10	65
650x400	15	210	860	33	54	6	22,5	10	65
775x150	6	90	340	28	44	4,5	10,5	10	65
775x275	12	170	690	30	47	5,4	19,6	10	65
775x400	18	260	1030	33	54	6	22,5	10	65
900x150	7	100	400	28	44	4,5	10,5	10	65
900x275	14	200	800	30	47	5,4	19,6	10	65
900x400	21	300	1200	33	54	6	22,5	10	65
1025x150	8	110	460	28	44	4,5	10,5	10	65
1025x275	16	230	920	30	47	5,4	19,6	10	65
1025x400	24	340	1370	33	54	6	22,5	10	65



Plenum isolato esternamente spessore 6 mm
Plenum externally insulated thickness 6 mm