

**CARATTERISTICHE:**

Bocchette ad alette fisse con deflessione 0° o 15° con telaio da 7 mm.

**COSTRUZIONE:**

Alluminio anodizzato.

**IMPIEGO:**

A parete o su fan-coils, in mandata e ripresa.

Altezza di installazione: 2,5-3,1 m.

**FISSAGGIO:**

Fissaggio con viti su telaio.

**ACCESSORI:**

Serranda di taratura in acciaio zincato con alette a movimento contrapposto.

**CHARACTERISTICS:**

Grilles with fixed blades with 0° or 15° deflection with 7 mm frame.

**CONSTRUCTION:**

Anodized aluminium.

**UTILIZATION:**

For wall and fan-coils installation, and for air intake and delivery.

Installation height: 2,5-3,1 m.

**FIXING:**

Fixing by using screws on frame.

**ACCESSORIES:**

Calibration damper made of galvanized steel and fins with opposite movement.

**PREZZI - PRICES**

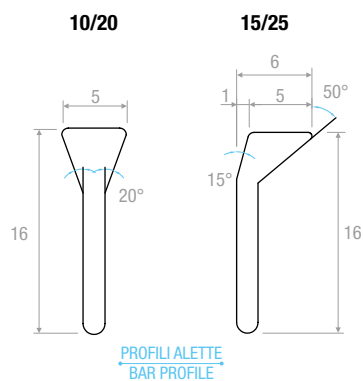

BxH	LAFXS10 LAFXS15	PBZXS1	PBZXS1	PBZXS2	PBZXS2
mm	€	€	€	€	€
400x75					
500x75					
600x75					
800x75					
1000x75					
1200x75					
200x100					
300x100					
400x100					
500x100					
600x100					
800x100					
1000x100					
1200x100					
300x125					
400x125					
500x125					
600x125					
800x125					
1000x125					
1200x125					
300x150					
400x150					
500x150					
600x150					
800x150					
1000x150					
1200x150					
300x200					
400x200					
500x200					
600x200					
800x200					
1000x200					
1200x200					
400x300					
500x300					
600x300					
800x300					
1000x300					
1200x300					
800x400					
1000x400					
1200x400					

**VERNICIATURA - PAINTING:**

Colori RAL 9010 - 9016 - 7035: + 15% - Color RAL 9010 - 9016 - 7035: + 15%

Altri colori: prezzi a richiesta - Different colors: prices on request

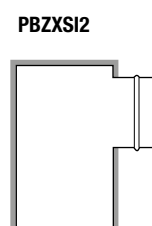
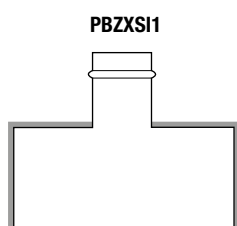
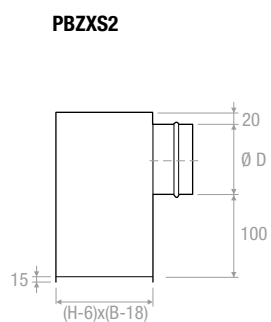
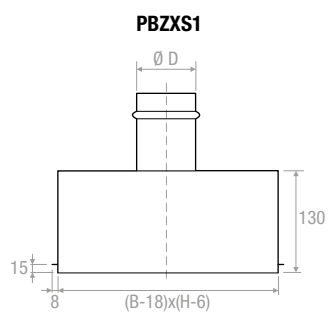
## DISEGNI - DRAWINGS



## MODELLI - MODELS

**LAFXS10:** Bocchetta a barre orizzontali fisse a deflessione 0° - Fixed horizontal bar grille deflection 0°

**LAFXS15:** Bocchetta a barre orizzontali fisse a deflessione 15° - Fixed horizontal bar grille deflection 15°



Plenum isolato esternamente spessore 6 mm  
Plenum externally insulated thickness 6 mm

## DIAGRAMMA SCELTA RAPIDA - QUICK SELECTION DIAGRAM

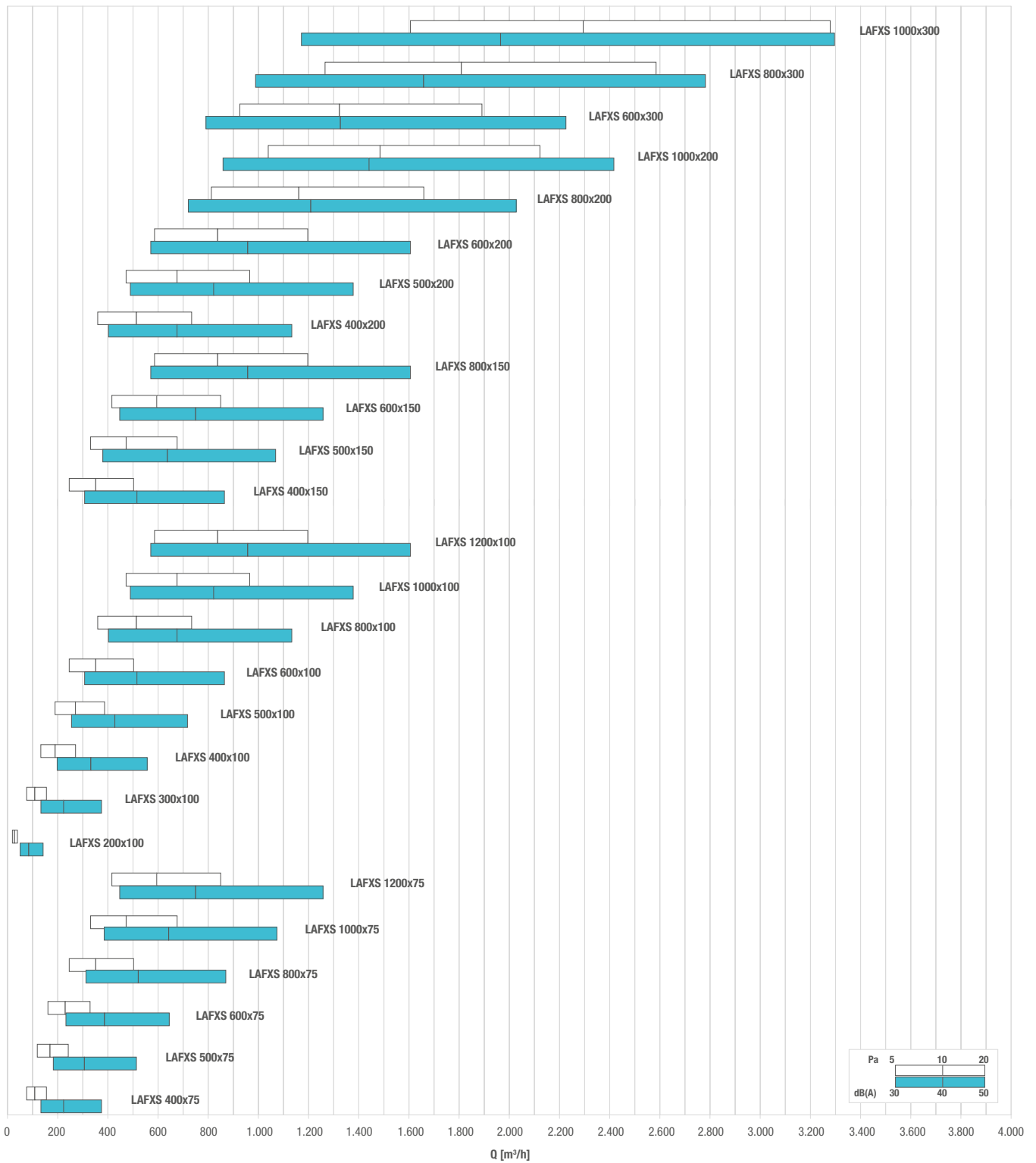


TABELLA DI SELEZIONE - SELECTION TABLE

Modello - Model	$A_k$ [m <sup>2</sup> ]	Q [m <sup>3</sup> /h]		$L_{wa}$ [dB(A)]		$X_{(0,25)}$ [m]		$Dp_t$ [Pa]	
		min	max	min	max	min	max	min	max
LAFXS 400x75	0,0083	80	160	20	34	3,5	6,6	5	20
LAFXS 500x75	0,0129	120	240	22	35	4,2	8,0	5	20
LAFXS 600x75	0,0176	160	330	23	37	4,8	9,4	5	20
LAFXS 800x75	0,0268	250	500	26	39	6,1	11,7	5	20
LAFXS 1000x75	0,0361	330	680	27	41	6,9	13,8	5	20
LAFXS 1200x75	0,0453	420	850	29	42	7,9	15,5	5	20
LAFXS 200x100	0,0021	20	40	-	25	1,9	3,3	5	20
LAFXS 300x100	0,0083	80	160	20	34	3,5	6,6	5	20
LAFXS 400x100	0,0145	130	270	22	36	4,3	8,5	5	20
LAFXS 500x100	0,0206	190	390	24	38	5,3	10,3	5	20
LAFXS 600x100	0,0268	250	500	26	39	6,1	11,7	5	20
LAFXS 800x100	0,0392	360	730	28	41	7,3	14,2	5	20
LAFXS 1000x100	0,0515	470	970	29	43	8,3	16,6	5	20
LAFXS 1200x100	0,0638	590	1200	31	44	9,4	18,6	5	20
LAFXS 400x125	0,0206	190	390	24	38	5,3	10,3	5	20
LAFXS 500x125	0,0284	260	530	26	40	6,1	12,1	5	20
LAFXS 600x125	0,0361	330	680	27	41	6,9	13,8	5	20
LAFXS 800x125	0,0515	470	970	29	43	8,3	16,6	5	20
LAFXS 1000x125	0,0669	610	1250	31	45	9,5	19,0	5	20
LAFXS 1200x125	0,0823	760	1540	32	46	10,7	21,2	5	20
LAFXS 300x150	0,0176	160	330	23	37	4,8	9,4	5	20
LAFXS 400x150	0,0268	250	500	26	39	6,1	11,7	5	20
LAFXS 500x150	0,0361	330	680	27	41	6,9	13,8	5	20
LAFXS 600x150	0,0453	420	850	29	42	7,9	15,5	5	20
LAFXS 800x150	0,0638	590	1200	31	44	9,4	18,6	5	20
LAFXS 1000x150	0,0823	760	1540	32	46	10,7	21,2	5	20
LAFXS 1200x150	0,1008	930	1890	33	47	11,9	23,7	5	20
LAFXS 300x200	0,0268	250	500	26	39	6,1	11,7	5	20
LAFXS 400x200	0,0392	360	730	28	41	7,3	14,2	5	20
LAFXS 500x200	0,0515	470	970	29	43	8,3	16,6	5	20
LAFXS 600x200	0,0638	590	1200	31	44	9,4	18,6	5	20
LAFXS 800x200	0,0885	810	1660	32	46	11,0	22,1	5	20
LAFXS 1000x200	0,1132	1040	2120	34	47	12,6	25,2	5	20
LAFXS 1200x200	0,1379	1270	2590	35	49	14,0	28,0	5	20
LAFXS 400x300	0,0638	590	1200	31	44	9,4	18,6	5	20
LAFXS 500x300	0,0823	760	1540	32	46	10,7	21,2	5	20
LAFXS 600x300	0,1008	930	1890	33	47	11,9	23,7	5	20
LAFXS 800x300	0,1379	1270	2590	35	49	14,0	28,0	5	20
LAFXS 1000x300	0,1749	1610	3280	36	50	15,8	31,8	5	20
LAFXS 1200x300	0,2119	1950	3970	37	51	17,5	35,2	5	20
LAFXS 1000x400	0,2366	2170	4440	38	52	18,5	37,4	5	20
LAFXS 1200x400	0,2859	2630	5360	39	53	20,5	41,4	5	20

